




**BOWEL PREPARATION FOR
COLONOSCOPY WITH SUPREP**
**AT WATSONVILLE COMMUNITY
HOSPITAL**



ALI KHADEMI, D.O

BOARD CERTIFIED GASTROENTEROLOGIST

HEPATOBIILIARY & PANCREATIC DISEASE
SPECIALIST

4145 CLARES STREET

SUITE A

CAPITOLA CA 95010

831-662-9999

FAX: 831-662-9998

Patient:

Date of Exam:

Arrival Time:

Procedure Time:

All endoscopies are done at the special procedures department at Watsonville Hospital. For cancellations call **831-662-9999**, please give us 2 business days' notice (during office hours) to avoid a fee of \$100.

7 DAYS BEFORE: Stop Aspirin, Blood thinners, Anti-inflammatory medications, Iron products, Fish Oil, Alcohol, Advil, Motrin, Aleve, Ibuprofen, and Indocin. Tylenol is ok to use for pain.

● **THE DAY BEFORE:**

- No solid food. You are permitted clear liquids only (for example: Jell-O, broth, juice, water, tea or coffee without cream or milk). **NO RED OR PURPLE DRINKS.** Please make sure you drink plenty of liquids so you stay well hydrated.
- Drink one entire bottle of Suprep at 6PM.
- Continue the clear liquid diet to stay well hydrated.

Stop ALL liquids by MIDNIGHT.

● **THE DAY OF THE PROCEDURE:**

- At 5AM drink the second dose of the Suprep.
- No breakfast and no liquids other than the bowel preparation.
- **You must bring someone with you to escort/drive you home after the procedure.**
- Go to "SPECIAL PROCEDURES" at the Hospital to register.
- Inform us if you are taking Insulin (**DO NOT** take insulin before your procedure)

Note:

- There will be three separate charges: Physicians charge, Facility charge, and Laboratory charge (If applicable).
- Any diabetic medications must be taken after the procedure.

When to take SUPREP BOWEL PREP KIT

SUPREP Bowel Prep Kit is taken as a split dose (2-day) regimen. You take the first 6-ounce bottle of SUPREP the evening before your colonoscopy and the second 6-ounce bottle of SUPREP the morning of your colonoscopy. It is important to drink the additional water as recommended in the Instructions for Use. Both 6-ounce bottles are required for a complete prep.

How to take SUPREP BOWEL PREP KIT

- **On the evening at 6 pm before your procedure** (or when your doctor tells you to begin), complete steps 1 through 4 using one (1) 6-ounce bottle before going to bed
- **On the morning of your procedure at 5 am**, repeat steps 1 through 4 using the other 6-ounce bottle

Both 6-ounce bottles are required for a complete preparation.

IT IS IMPORTANT TO FOLLOW ALL THE STEPS BELOW COMPLETELY.




Pour **ONE (1)** 6-ounce bottle of SUPREP liquid into the mixing container.




Add cool drinking water to the 16-ounce line on the container and mix.

NOTE: Be sure to dilute SUPREP as shown at left before you drink it.



Drink **ALL** the liquid in the container.



You must drink two (2) more 16-ounce containers of water over the next 1 hour.

NOTE: You must finish drinking the final glass of water at least 2 hours, or as directed, before your procedure.

Two 6 ounce bottles of oral solution, each containing sodium sulfate 17.5 grams, potassium sulfate 3.13 grams, and Magnesium sulfate 1.6 grams.